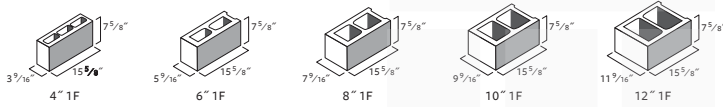




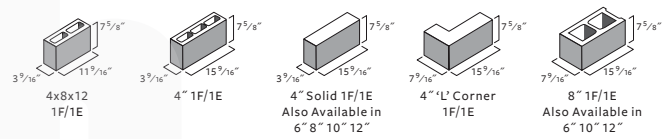
### Polished Face Shape Chart

#### Regulars

ALL AVAILABLE IN SASH & PIER CONFIGURATIONS

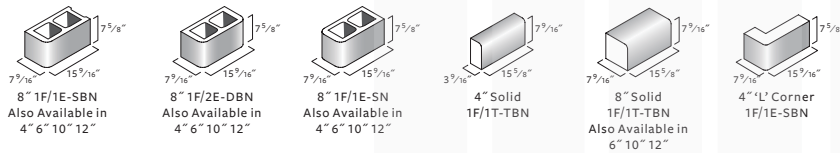


#### Corners

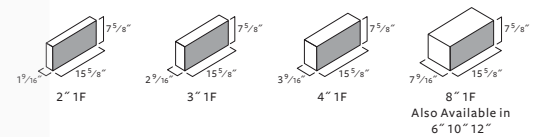


#### Bullnose

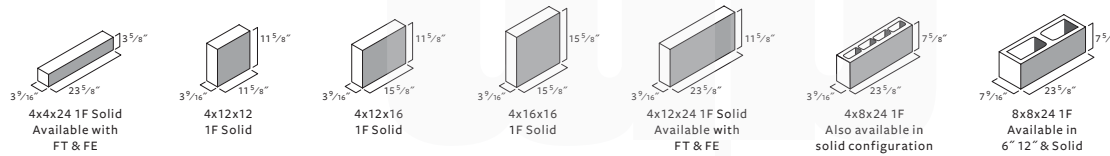
STANDARD 1" RADIUS



#### Solids

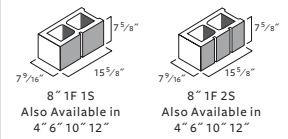


#### Oversized

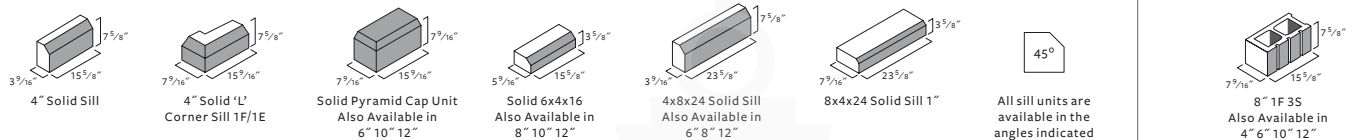


#### Scored

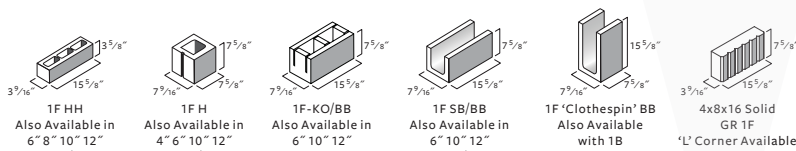
3/8" SCORE



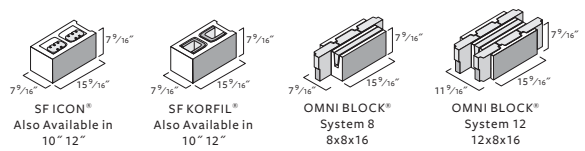
#### Sills



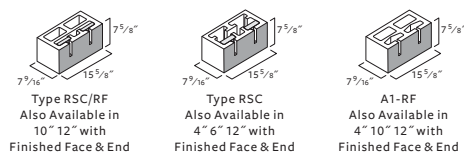
#### Specials



#### Insulated

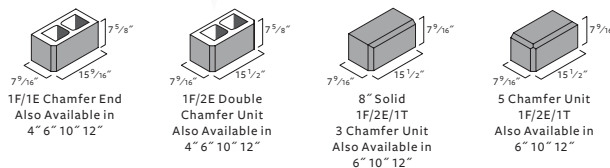


#### Soundblox®



#### Chamfers

CHAMFERS ARE AVAILABLE IN 1/2" - 1 1/2" AND CAN BE APPLIED TO ALL EDGES



#### Legend

- B Bottom Ground
- DBN Double Bullnose
- E End Ground
- F Face Ground
- GR Ground Ribbed
- H Half Length
- HH Half Height
- KO/BB Knockout Bond Beam
- SB/BB Solid Bottom Bond Beam
- SBN Single Bullnose
- SN Sheepnose
- S Scored
- T Top Ground
- TBN Top Bullnose