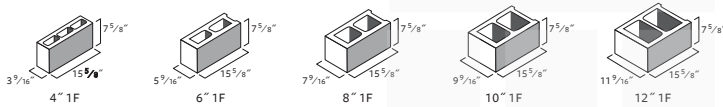




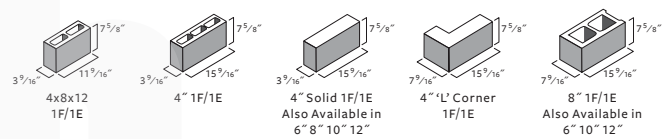
Polished Face Textured Shape Chart

Regulars

ALL AVAILABLE IN SASH & PIER CONFIGURATIONS

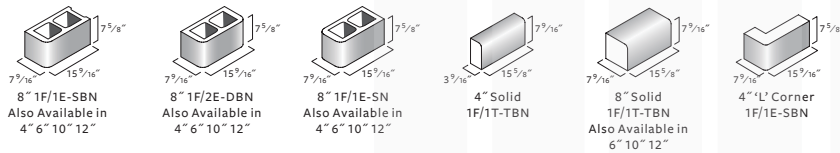


Corners

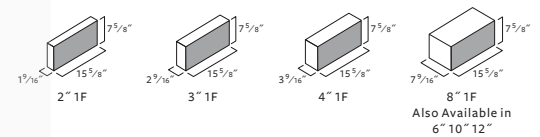


Bullnose

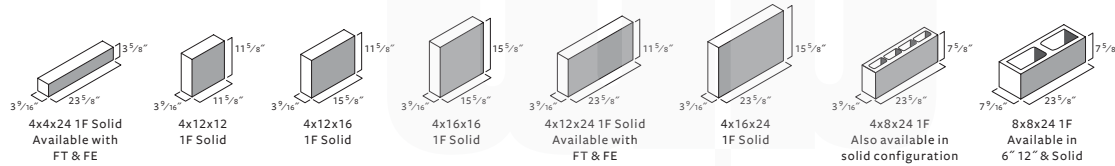
STANDARD 1" RADIUS



Solids

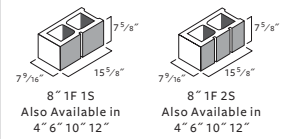


Oversized

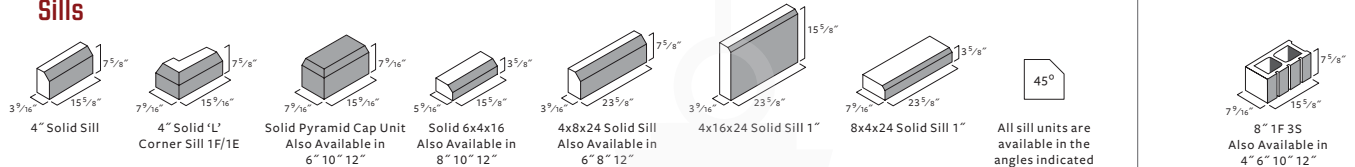


Scored

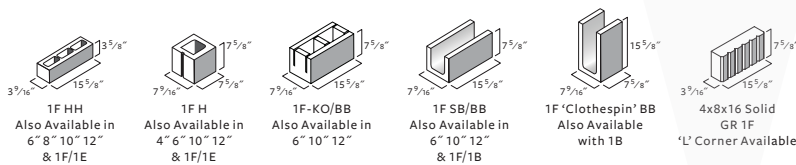
3/8" SCORE



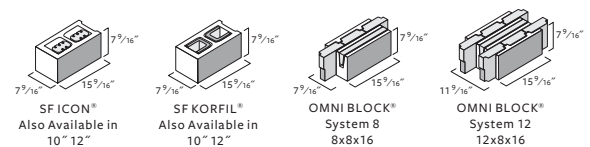
Sills



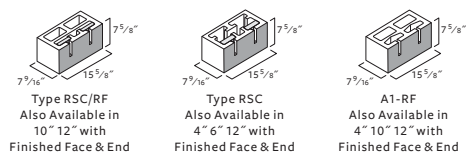
Specials



Insulated

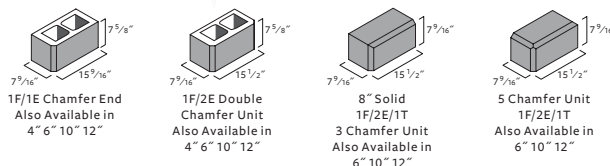


Soundblox®



Chamfers

CHAMFERS ARE AVAILABLE IN 1/2" - 1 1/2" AND CAN BE APPLIED TO ALL EDGES



Legend

- B Bottom Ground
- DBN Double Bullnose
- E End Ground
- F Face Ground
- GR Ground Ribbed
- HH Half Height
- H Half Length
- KO/BB Knockout Bond Beam
- SB/BB Solid Bottom Bond Beam
- SBN Single Bullnose
- SN Sheepnose
- S Scored
- T Top Ground
- TBN Top Bullnose